

mitsui garden
hotel
Yotsuya

Reflecting customer
feedback and the concepts
of our female staff,

Mitsui Garden Hotel Yotsuya
offers a comfortable space
and a variety of conveniences.
Located near JR Yotsuya Station,
the hotel is ideal for a range
of private and business occasions.



Mitsui Garden Hotel Yotsuya

Check In 15:00 / Check Out 11:00

1-24, Yotsuya, Shinjuku-ku,
Tokyo, 160-0004

TEL:03-3358-1131 FAX:03-3358-9531

<http://www.gardenhotels.co.jp/eng/yotsuya/>



Lobby



PIZZA SALVATORE CUOMO YOTSUYA(Italian) 1F



Comfort Double



Moderate Single [16.5m²]

To produce a relaxation in the shade or in the den-like feel the warmth of wood and straw.

Moderate Twin [21.5m²]

Forget bustle of the city, Pampering comfort in mind and body.



Comfort Single*1 [17.5m²]

Airy glass-enclosed shower room. Install a rain shower and massage shower.



Comfort Double [20.5m²]

Bright and airy room has large windows. Also available for business and leisure scene.

Universal Twin [32.0m²]*2

This functional room allows all guests (including the elderly and those with wheelchairs) to enjoy a safe and comfortable stay.


Internet service

Wireless LAN internet service is available in all guest-rooms, while guests may also set up a wired network connection using the provided LAN cable. This service is complimentary and available 24 hours a day.

Amenities

- Toothbrush kit ●Razor ●Hairbrush ●Cotton swabs ●Shaving cream
- Cotton & hair band kit ●Shampoo ●Hair conditioner ●Body soap
- Face & hand soap ●Green tea kit ●Mineral water ●Face towel
- Bath towel ●Slippers ●Nightwear

Ladies Floor



Ladies Moderate Twin [21.5m²]

Is safe at the large desk and sofa for two persons in a large luggage. Comfortable using the massage-shower to provide a comfortable shower time.

Essential items for Ladies




- Accessory tray and mirror exclusive to Mitsui Garden Hotels ●Mug and tumbler ●Essential skin care set ●Mineral water ●Ionic Facial Steamer
- Air Purifier with Humidifier ●Nano-Care Hair dryer ●Clothes hanger exclusive to Mitsui Garden Hotels



Planned by women for women

Our female staff managed this project, supervising the planning, design, construction and everything else. A balance between practicality, usability, and gentle feminine sensibilities influenced the hospitality that these rooms offer.



Security System

For our guests' privacy, safety and data security, we limit access to the hotel during the night time and have various security controls for the guest rooms. You can enjoy a safe stay and peace of mind.

*1 The Comfort Single Room features a shower only.

*2 A sofa bed (1,050mm x 1,900mm) can be provided in a room booked for three guests.

* We ask all guests to pay in advance. * There are no service charges.

* Accommodation Tax is charged separately.



PIZZA SALVATORE CUOMO YOTSUYA(Italian)【1F】

The pizzeria Salvatore popularised Neapolitan pizza in Japan and was Number 1 in the world pizza championship 'PIZZA FEST'. The symbol of the restaurant is the wood-burning kiln, handmade by one of the few kiln specialists from Napoli. This wood-burning kiln enhances the flavours and juiciness of the ingredients as well as the soft, moist textures of the pizza dough. Carefully selected ingredients ensure a delicious, healthy pizza. Everyone, from young children to seniors, can enjoy the dishes served at this restaurant. In addition to pizzas, a good selection of pasta, appetisers and desserts are available.

Information

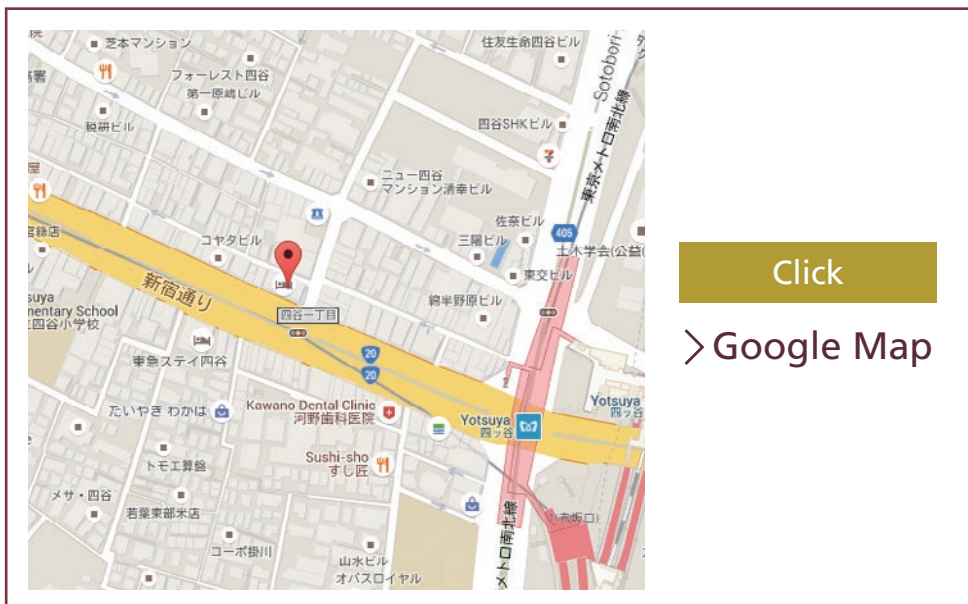
| | | | |
|---------------------|--|--|---|
| Breakfast | Buffet style 1,200yen | | |
| Floor | 1F | | |
| TEL | 03-3355-7765 | | |
| Open | Mon-Fri | Breakfast | 7:00a.m.~10:00a.m. (Last Order 9:30a.m.) |
| | | Lunch | 11:00a.m.~3:00p.m. (Last Order 2:30p.m.) |
| | | Cafe | 2:30p.m.~5:00p.m. (Last Order 4:30p.m.) |
| | | Dinner | 5:00p.m.~11:30p.m. (Last Order 11:00p.m.) |
| | Sat | 11:00a.m.~11:30p.m. (Last Order 11:00p.m.) | |
| Sun & Hol | 11:00a.m.~11:00p.m. (Last Order 10:30p.m.) | | |
| Seats | 35 seats | | |
| Smoking /Nonsmoking | Breakfast, lunch - all non-smoking | | |

STEAK THE FIRST YOTSUYA【B1F】

Our steak restaurant offers you delicious and satisfying steak at a reasonable price. Particularly recommended is our "lean-beef steak" -- juicy, filling yet low-calorie, fragrant and sizzling on a hot iron plate to whet your appetite. Complement the dish with our original onion-based "steak No. 1 sauce" for a stand-out flavor. While limited in availability, our "Kuroge Wagyu Beef-Special Hamburg Steak" sources champion Kuroge Wagyu from Okinawa to create an exquisite dish. We invite solo diners and groups to create an enjoyable meal from our side menu of salads, à la carte dishes and light dishes as well as our wine list of selected wines, beer and cocktails.

Information

| | | |
|---------------------|--|--|
| Floor | B1F | |
| TEL | 03-5366-5865 | |
| Open | Mon - Sat | Lunch 11:30~15:00 (Last Order 14:30) Dinner 17:00~23:30 (Last Order Food 22:30 Drink 23:00) |
| | Sun & Hol | Lunch 11:30~15:00 (Last Order 14:30) Dinner 17:00~23:00 (Last Order Food 22:00 Drink 22:30) |
| Seats | 57 seats | |
| Smoking /Nonsmoking | Until 9pm non-smoking / From 9pm Includes non-smoking area | |



Local sightseeing spots

- Shinjuku Gyoen
(About a 10-minute walk from the hotel)
- Tokyo Dome
(About 10 minutes by train from Yotsuya Station to Suidobashi Station on the Sobu line)
- Jingu Stadium
(About 10 minutes by train from Yotsuya Station to Shinanomachi Station on the Sobu line)
- Nippon Budokan
(About 10 minutes by the Nanboku subway line from Yotsuya Station to Nagatacho Station, and then by the Hanzomon subway line to Kudanshita Station)
- Akasaka Palace
(About a 10-minute walk from the hotel)
- Sophia University
(About a 5-minute walk from the hotel)

By Train

- 3 minutes on foot from Yotsuya Exit of Yotsuya Station of JR Chuo Line / Sobu Line
- 3 minutes on foot from Exit 2 of Yotsuya Station of Tokyo Metro Namboku Line
- 3 minutes on foot from Exit 1 of Yotsuya Station of Tokyo Metro Marunouchi Line

By Car

- Metropolitan Expressway Route No.4 Shinjuku Line, Gaien Exit→Gaienhigashi-dori (towards Yotsuya and Aoyama)→Shinjuku-dori (towards Kojimachi and Akasaka)→Yotsuya 1-chome crossing
*No hotel parking service available. Please contact the hotel for nearby parking facilities.

By Plane

When coming from Haneda Airport

- 45 minutes
Haneda Airport - (Monorail) - Hamamatsucho - (JR Keihin Tohoku Line) - Kanda - (JR Chuo Line: Limited Express)- Yotsuya

When coming from Narita Airport

- 75 minutes
Narita Airport -(JR Narita Express)- Tokyo -(JR Chuo Line: Limited Express)- Yotsuya

Hotel Information

Restaurant

PIZZA SALVATORE CUOMO YOTSUYA(Italian)[1F]

- Breakfast 7:00a.m.~10:00a.m. (Last Order 9:30a.m.)

Mon-Fri

- Lunch 11:00a.m.~3:00p.m. (Last Order 2:30p.m.)
- Cafe 2:30p.m.~5:00p.m. (Last Order 4:30p.m.)
- Dinner 5:00p.m.~11:30p.m. (Last Order 11:00p.m.)

- Sat 11:00a.m.~11:30p.m. (Last Order 11:00p.m.)

- Sun & Hol 11:00a.m.~11:00p.m. (Last Order 10:30p.m.)

- TEL.03-3355-7765

Restaurant

STEAK THE FIRST YOTSUYA [B1F]

Mon - Sat

- Lunch 11:30~15:00 (Last Order 14:30)
- Dinner 17:00~23:30 (Last Order Food 22:30 Drink 23:00)

Sun & Hol

- Lunch 11:30~15:00 (Last Order 14:30)
- Dinner 17:00~23:00 (Last Order Food 22:00 Drink 22:30)

- TEL.03-5366-5865

For security reasons, the hotel's main entrance is locked from 12:00 a.m. to 6:00 a.m. When entering the hotel after midnight you will be required to give your name and room number using the intercom on the left hand side of the main entrance.

Mitsui Garden Hotel Yotsuya

Check In 15:00 / Check Out 11:00

1-24, Yotsuya, Shinjuku-ku, Tokyo, 160-0004

TEL:03-3358-1131 FAX:03-3358-9531 <http://www.gardenhotels.co.jp/eng/yotsuya/>