



Mitsui Garden Hotel

Roppongi Tokyo PREMIER

Superb Experience
Have a superb experience
and spend premium time.



Mitsui Garden Hotel
Roppongi Tokyo PREMIER

Check In 15:00 / Check Out 12:00

3-15-17, Roppongi,
Minato-ku, Tokyo 106-0032
TEL: +81-3-5545-1431 FAX: +81-3-5545-4831
[https://www.gardenhotels.co.jp/
roppongi-premier/eng/](https://www.gardenhotels.co.jp/roppongi-premier/eng/)



Lobby



Restaurant



Breakfast image

Guest room information

Mitsui Garden Hotel Roppongi Tokyo PREMIER



Junior Suite King [63.1m²]

A spacious, relaxing room of 63m² with a comfortable sofa and even a mini bar. Only one room on the 13th floor.

Deluxe King [35.3m²]

A private room with windows on two sides and located in the corners of each floor.

Deluxe Twin (Hollywood-Style) [33.7m²]

A private room with windows on two sides and located in the corners of each floor. Relax in a calm space and high privacy.


Superior Wide King [27.0m²]

A room with a large 246 cm wide bed which you can relax. It can accommodate up to 3 people. This room can be used by depending on any occasions such as family members.




Superior Twin TypeS (Hollywood-Style) [26.4m²]

A relaxing room with a sofa that is ideal for couples and groups.




Superior Twin (Hollywood-Style) [27.0m²]

A spacious room with a table, chairs you can relax in, and Hollywood-style twin beds.




Superior King TypeS [25.9m²]

A room with a king-size bed, a large television, and a comfortable sofa where you can make yourself at home.




Superior King [27.0m²]

This room has a table and comfortable chairs by the window and a king-size bed you can relax in.




Moderate Queen TypeS [24.8m²]

A room with a queen-size bed and a comfortable sofa.




Moderate Queen [25.7m²]

This room has a table and comfortable chairs by the window. Make yourself at home and relax in the queen-size bed.



Moderate [20.5m²]

A chic, functional semi-double room; suitable for both private use or for business.



Accessible Queen [27.6m²]

It's a functional room that allows wheelchair users, elderly, and others a safe and comfortable time thanks to the width of the passage, and the approach of bath and toilet.

Internet Connection

The entire building has wireless LAN. You can connect to the wireless LAN for free from places such as your room, the lobby, and the restaurant. You can also use your smartphone and tablet on the LAN.

Amenities

- Toothbrush set
- Razor
- Hairbrush
- Shower cap
- Cotton and hair tie
- Shampoo
- Conditioner
- Body soap
- Coffee
- Green tea
- Mineral water
- Nightwear

* The area of this room is calculated using the center line of the wall, including the pipe shaft. The number is rounded off to one decimal place.

* Please pay in advance before checking in.



Restaurant [14F] BALCÓN TOKYO

Whether it is a special occasion or just an ordinary day, we offer our guests the time and space to be pampered in casual luxury.

For breakfast, we serve your choice of main dish and a selection of made-to-order side dishes from the buffet, all prepared with wholesome ingredients.

For dinner, we serve a selection of dishes paired with champagne.

The balcony and lounge area can also be used as a bar, where guests can enjoy the breathtaking night view of Tokyo.

A superbly accessible restaurant and bar will appeal to discerning diners.

Fitness [13F]

Information

Fee	Guest Only: Free
Floor	13F
Opening Hours	6:30a.m.~11:00p.m.

*We request that guests bring their own training wear and shoes.

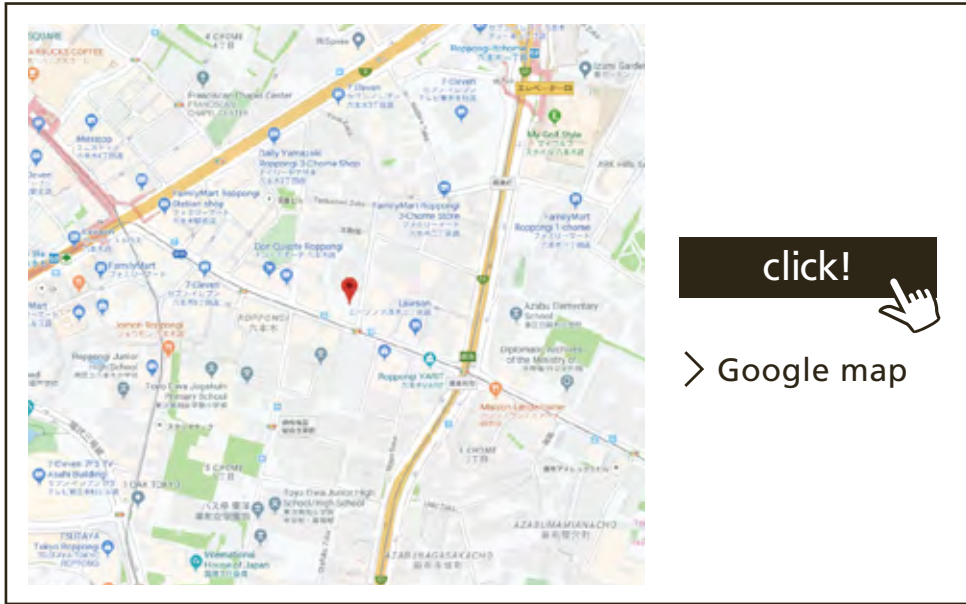
*For safety and security Children 16 y.o. or younger are not allowed in the fitness room.

Information

Breakfast	1 Main dish & Made-to-Order buffet ¥3,300 (tax included)
Floor	14F
Tel	+81-3-6441-3231
Opening Hours	Breakfast 6:30a.m.~10:30a.m. (Last Entry 10:00a.m.)
	Lunch 11:30a.m.~3:00p.m. (Last Entry 2:30p.m.)
	Cafe Saturdays, Sundays, and holidays only: 3:00p.m.~5:00p.m.
Non-smoking only	Dinner 5:00p.m.~11:00p.m. (Last Entry 10:00p.m.) / L.O. FOOD 10:00p.m., DRINK 10:30p.m.)
	Breakfast 106 seats / Dinner 128 seats / Terrace 38 seats.



*Please note the menu and the service time may change without notice.



Local Sightseeing Spots

- Roppongi hills ... Walking 10 min.from hotel.
- Tokyo Midtown ... Walking 13 min.from hotel.
- The National Art Center Tokyo ... Walking 13 min.from hotel.
- AKASAKA HIKAWA Shrine ... Walking 15 min.from hotel.
- Tokyo Tower ... Walking 15 min.from hotel.
- Mori Art Museum ... Walking 12 min.from hotel.

By train

- 5-minute walk from exit 5 of Roppongi Station, Tokyo Metro Hibiya Line / Toei Oedo Subway.
- 7-minute walk from Roppongi Itchome Station, Tokyo Metro Namboku Line.

By Shinkansen

- From Sendai 2 hours by Tohoku Hokkaido Shinkansen, get off at Tokyo Station.
- From Nagoya 2 hours by Tokaido Sanyo Shinkansen, get off at Shinagawa Station.
- From Osaka 3 hours by Tokaido Sanyo Shinkansen, get off at Shinagawa Station.

By Car

- 5-minute walk from the Iikura exit of Toei Kanjo Line, Metropolitan Expressway.

Access from airport

< From Haneda Airport >

- Approximately 70 minutes to the hotel by shuttle bus, get off at the "Grand Hyatt Tokyo" bus stop.
- Approximately 45 minutes to the hotel by Tokyo Monorail / Toei Oedo Line.
- Approximately 45 minutes to the hotel by Keihin Express Line / Toei Oedo Line

< From Narita Airport >

- Approximately 2 hours 10 minutes to the hotel by shuttle bus, get off at the "Grand Hyatt Tokyo" bus stop.
- Approximately 90 minutes to the hotel by Tokyo Metro Marunouchi Line / Tokyo Metro Hibiya Line.
- Approximately 2 hours to the hotel by Keisei Skyliner / Tokyo Metro Hibiya Line.

Hotel Information

Restaurant Balcón TOKYO [14F]

- Breakfast 6:30a.m.~10:30a.m.(Last entry 10:00a.m.)
- Lunch 11:30a.m.~3:00p.m.(Last entry 2:30p.m.)
- Cafe 3:00p.m.~5:00p.m.(open only on Saturdays, Sundays, and holidays)
- Dinner 5:00p.m.~11:00p.m.(Last entry 10:00p.m. / L.O. FOOD 10:00p.m., DRINK 10:30p.m.)
- TEL +81-3-6441-3231

Fitness [13F]

- For exclusive use of hotel guests : free of charge
- Opening Hours 6:30a.m.~11:00p.m.

Mitsui Garden Hotel Roppongi Tokyo PREMIER

Check In 15:00 / Check Out 12:00