

**mitsui garden  
hotel**  
PRANA Tokyo Bay

**A comfortable resort  
experience starts at Prana**

We offer a wide range of attractive features, from a range of facilities which add color to your stay to a variety of accommodation plans that match the diverse needs of our guests.



Mitsui Garden Hotel PRANA Tokyo Bay

Check In 15:00 /Check Out 12:00

6-2-1 Akemi, Urayasu, Chiba 279-0014  
TEL:047-382-3331 FAX:047-382-3231  
<https://www.gardenhotels.co.jp/eng/prana-tokyobay/>



Balcony Fourth




Public Large Bath



Lobby





## Balcony Fourth [36.4m<sup>2</sup>]

This room accommodates four guests and is recommended for those travelling with family or friends.



## Terrace (bunk bed) [81.8m<sup>2</sup>]

There are two sets of bunk beds, creating a spacious and relaxing space.



## Moderate Twin [30.4m<sup>2</sup>]

The tropical fruits motif of this room is evoked by the vivid colour accents.



## Prana Fourth [45.4m<sup>2</sup>]

The refreshing green motif of this cozy room brings to mind the image of a meadow.




## Terrace [60.8m<sup>2</sup>~72.9m<sup>2</sup>]

This large and open room gains its natural appeal from a spacious 3.5m-high ceiling and tree-inspired art on the wall. The room has a private balcony.

※The Balcony Fourth room type is available in three colour schemes - green, pink and orange.

※The Moderate Twin room type comes in two colour schemes - green and pink.



## Universal Twin [30.4m<sup>2</sup>]

All guests, including the elderly and those in wheelchairs, can enjoy a safe and comfortable stay in this functional room.

※The room has a modular bathroom which combines the bath and toilet areas.



## Superior Twin [30.4m<sup>2</sup>]

The cool blue colour scheme of this room creates the feeling of a seaside resort.



## Suite [72.9m<sup>2</sup>]

This is a 72.9 m<sup>2</sup> bedroom and living room suite with a balcony. Its simple white colour scheme helps guests to relax and feel comfortable.

## Internet Connection



Free Wi-Fi is available throughout the hotel

## Amenities

- Toothbrush kit ●Razor ●Hairbrush ●Shower cap ●Cotton & hair band kit
- Cotton swabs ●Amenity bag ●Shampoo ●Hair conditioner ●Body soap
- Face & hand soap ●Green tea kit ●Body wash towel ●Face towel
- Bath towel ●Slippers ●Nightwear





## Restaurant "Prana Style" [1F]

A buffet-style restaurant with an open space resembling a tropical paradise. Please visit us and relax with your companions.

### Information

Breakfast	Morning Buffet: Adults ¥1,890, Elementary school students ¥1,730 Preschoolers (from age 3 and up) ¥500
Floor	1st Floor
TEL	047-382-3232
Open	Breakfast 6:30a.m. - 10:30a.m. (Last Entry 9:30a.m.)
	Dinner Mon-Fri 7:00p.m. - 9:00p.m. (Last Entry 8:30p.m.) Sat,Sun&Hol 5:30p.m. - 9:00p.m. (Last Entry 8:30p.m.)
	Late-Night Snack 9:30p.m. - 11:30p.m. (Last Entry 11:00p.m.)
Seats	330 seats Non-smoking all day



## Public Large Bath [7F]

A public bath on the top floor of the hotel. Enjoy the ocean view and soothe away the fatigue after a long day.

Price: Free access for guests only

Hours: 5:00 a.m. ~ 9:00 a.m./ 6:00 p.m. ~ 1:00 a.m. \*Available from the morning of the first day of your stay.


Supplies and Amenities: shampoo, conditioner, body soap

Men's bath: moisturizer, toner, hair tonic

Women's bath: milky lotion, toner, makeup remover and facial wash

\* Please bring towels and other amenities from your room.

\* Towel sets can be rented for 200 yen per person.



## Disney Fantasy [1F]

Some Disney goods sold in the amusement park are also available here.

● Business hours: 8:00 a.m. ~ 9:00 p.m.

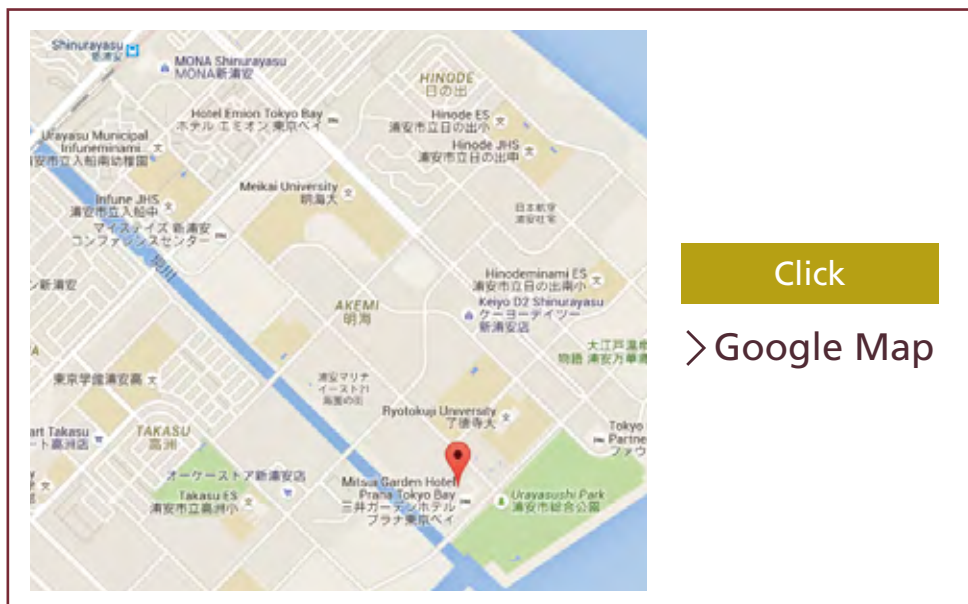
\* Business hours are subject to change, and we appreciate your understanding.



## Natural Lawson [1F]

Stocking a wide range of products, from daily necessities to grocery items. Organic products are also available.

● Business hours: 24 hours



## Local sightseeing spots

- Tokyo Disney Resort®  
About 15 mins. by Tokyo Disney Resort Partner Hotel Shuttle from the hotel.
- Kasai Rinkai Park...About 25 mins. from the hotel.  
From JR Maihama Station (take the Tokyo Disney Resort Partner Hotel Shuttle from the hotel) to Kasai Rinkaikoen Station on the JR Keiyo Line. 1 min. on foot from Kasai Rinkaikoen station.
- Mitsui Outlet Park Makuhari  
About 25 mins. from the hotel. Take the bus from the hotel to JR Shin-Urayasu Station.  
From Shin-Urayasu Station, take the JR Keiyo Line to Kaihimmakuhari Station.  
1 min. on foot from Kaihimmakuhari station.
- Odaiba  
About 35 mins. from the hotel.  
From JR Maihama Station (take the Tokyo Disney Resort Partner Hotel Shuttle from the hotel) to Shin-Kiba Station on the JR Keiyo Line. From Shin-Kiba Station take the Rinkai Line to Tokyo Telexport Station.

## By Train

- Maihama Station of JR Keiyo Line/Musashino Line  
Approx 15 minutes by Tokyo Disney Resort® Partner Hotel Shuttle (Free) from Tokyo Disneyland® Bus Terminal East No.6
- Shin-urayasu station of JR Keiyo Line/Musashino Line  
Take Bus No.3 or Bus 23 from the South Exit Bus Terminal of Shin-urayasu Station  
Approx 10 minutes on the bus to Sogo Koen  
Approx 3 minutes on foot from Mitsui Garden Hotel Bus Stop
- From Tokyo station of JR Keiyo Line/Musashino Line  
Approx. 17 minutes on JR Keiyo Line/Musashino Line (Rapid)
- From Shinkiba Station of Tokyo Metro Yurakucho Line  
Transfer to JR Keiyo Line/Musashino Line, approx. 9 minutes
- From Hatchobori Station of Tokyo Metro Hibiya Line  
Transfer to JR Keiyo Line/Musashino Line, approx. 16 minutes

## By Car

- Approx 15 minutes from Urayasu Ramp Exit of Metropolitan Expressway Bayshore Route
- From Chiba  
Approx 20 minutes from Wangan Ichikawa Exit of Higashi Kanto Expressway

## By Plane

- Haneda Airport  
Limousine bus from Haneda Airport to hotel (approx. 55 to 70 minutes)
- Narita Airport  
Limousine bus from Narita Airport to hotel (approx. 70 to 80 minutes)

## Hotel Information

### Restaurant

#### Prana Style [1F]

Breakfast 6:30a.m. - 10:30a.m. (Last Entry 9:30a.m.)  
Dinner Mon-Fri 7:00p.m. - 9:00p.m. (Last Entry 8:30p.m.)  
Sat,Sun&Hol 5:30p.m. - 9:00p.m. (Last Entry 8:30p.m.)  
Late-Night Snack 9:30p.m. - 11:30p.m. (Last Entry 11:00p.m.)

TEL 047-382-3232

### Facilities

Public Large Bath [7F]  
5:00 a.m. ~ 9:00 a.m./ 6:00 p.m. ~ 1:00 a.m.

Disney Fantasy [1F]  
8:00 a.m. ~ 9:00 p.m

Natural Lawson [1F]  
24 hours

Mitsui Garden Hotel PRANA Tokyo Bay

Check In 15:00 /Check Out 12:00

6-2-1 Akemi, Urayasu, Chiba 279-0014 TEL:047-382-3331 FAX:047-382-3231  
<https://www.gardenhotels.co.jp/eng/prana-tokyobay/>