

mitsui garden
hotel
Osaka
Premier

From here, we bring the quality of sophisticated and refreshing comfort in a new experience in Osaka.

The harmony of a city garden and a 16-floor hotel creates a pleasant oasis of greenery in the busy city. Relax and reach a higher level of comfort in the refreshingly rare atmosphere we offer.

Our guests have found the perfect place for a new style of relaxation.



Mitsui Garden Hotel Osaka Premier

Check In 15:00 /Check Out 11:00

3-4-15 Nakanoshima, Kita-ku, Osaka, 530-0005
TEL:06-6444-1131 FAX:06-6444-3103



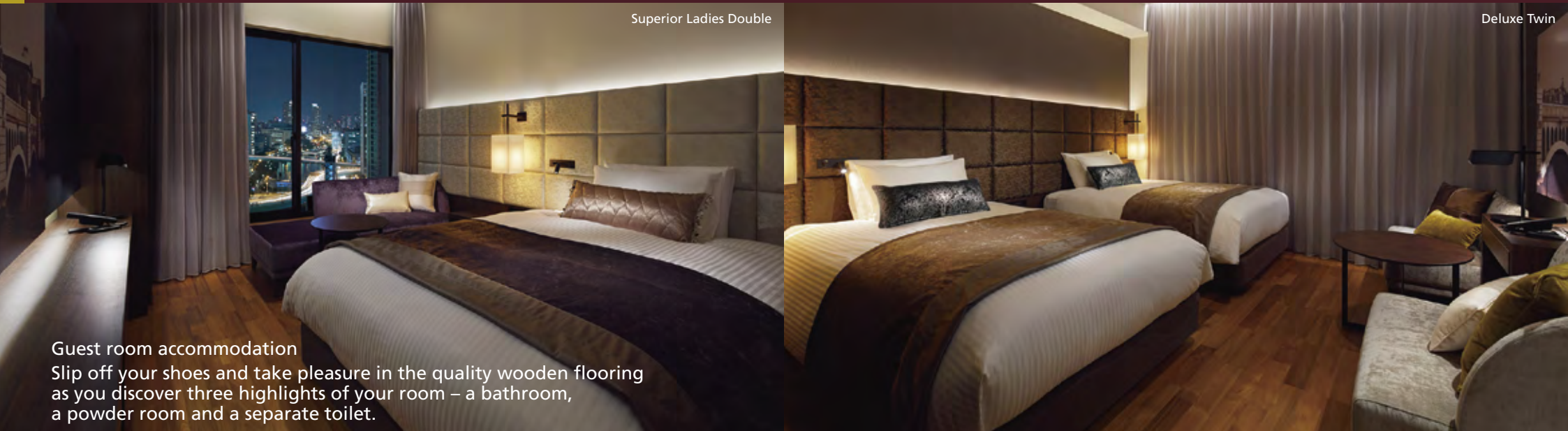
Lobby



Lounge



Guest room



Superior Ladies Double

Deluxe Twin

Guest room accommodation
Slip off your shoes and take pleasure in the quality wooden flooring as you discover three highlights of your room – a bathroom, a powder room and a separate toilet.

Superior Ladies Double [22m²]

A 22m² room featuring a 140 cm wide double bed. A comfortable room designed with women in mind.

• Superior Ladies Double • Deluxe Ladies Twin

Each room has a facial steamer, a Nano-Care hair dryer and other beauty essentials for our female guests. Comfortable sofas and rugs in the guestrooms add to the quality of your stay.

Comfort Double [22m²]

A 22m² room featuring a 140 cm wide double bed and shower booth. Perfect for overnight business guests.

Deluxe Ladies Twin [26-28m²]

A spacious 26-28m² room featuring two 123cm wide beds and special amenities for ladies. This room may only be booked by ladies for group occupancy.

Deluxe Twin [26-31m²]

Enjoy fine views from the upper floors in this 26-31m² room which features two 123cm wide beds. A comfortable room for both couples or friends in town for sightseeing.

Moderate Double [22m²]

A 22m² room featuring a 140 cm wide double bed and large work desk to support your business needs.

Triple [31m²]


This triple-type room, with three 97cm-wide beds in a 31 m² room, is ideal for families or friends on a sightseeing holiday.

Superior Double [22m²]

Located on the upper floors in this 22m² room which features a 140 cm wide double bed and large work desk, making it ideal for business guests.


Superior Queen [22m²]

Enjoy fine views from the upper floors in this 22m² room which features a 164 cm wide queen bed making it ideal for business and sightseeing guests alike.



Moderate Queen [22m²]

A 22m² room featuring a 164 cm wide queen bed, making it ideal for business and sightseeing guests alike.



Moderate Twin [26-28m²]

A 26-28m² spacious twin room featuring two 123cm wide beds. A comfortable room for both couples or friends in town for sightseeing.

Junior Suite Twin [48m²]

Enjoy fine views from the upper floors in this spacious 48m² room. Perfect for families or couples celebrating a special occasion.

Accessible [28m²]

A large 28m² guest room furnished with a 120cm wide single bed. Large enough to easily accommodate guests using wheelchairs.

Internet service

The entire building has wireless LAN. You can connect to the wireless LAN for free from places such as your room, the lobby, and the restaurant. You can also use your smartphone and tablet on the LAN.

Amenities

- Toothbrush kit
- Body soap
- Shower cap
- Coffee
- Cotton swabs
- Face & hand soap
- Cotton & hair band kit
- Green tea kit
- Hairbrush
- Mineral water
- Shampoo
- Hair conditioner
- Nightwear
- Razor

* The area of this room is calculated using the center line of the wall, including the pipe shaft.

* Room fee is payable upon check-in. * There are no service charges.



Hakatarou [2F]

Spend some time in our restaurant with its views of a city garden.

The fresh morning light and the gently swaying trees at night complement the appeal of the special Hakata and other Kyushu gourmet cuisine that we offer.



Information

Breakfast	Japanese/Western buffet 2,200 yen (tax included). Children younger than elementary school age eat free.
Floor	2F
TEL	06-6446-0003
Open	Breakfast 6:30a.m.~10:00a.m. (Last Entry 9:30a.m.)
	Lunch 11:30a.m. - 2:00p.m. (Last Entry 1:30p.m.)
	Dinner 5:30p.m. - 12:00a.m. (Last Entry 11:30p.m.) (Food Last order 22:00)
Seats	52 seats
Smoking /Nonsmoking	Completely non-smoking



GARDEN SPA [16F]

The hotel has a spa for men facing the garden, and a spa with jacuzzi for women facing a small private garden. The spa for women features a clean, well-appointed powder room.

● Guest Only : Free ● Open 3:00p.m.~1:00a.m. / 6:00a.m.~9:00a.m.

● Amenities.....● Shampoo ● Hair conditioner ● Body soap

*Towels and bath amenities are available in your room for use at the public large bath.

*Inebriated guests and guests with tattoos are prohibited from entering the public bath area.



LOUNGE Rivière [16F]

Sit back and enjoy city vistas framed by the greenery of the lounge. We provide the perfect place for this new style of relaxation exclusively for our guests

● High Floor (13-15F) Guest Only : Free

● Open 3:00p.m.~1:00a.m. / 6:00a.m.~9:00a.m.



Local sightseeing spots

- Universal Studios Japan (About 30 minutes by train)
- Osaka Aquarium "KAIYUKAN" (About 30 minutes by train)
- Osaka Castle (About 30 minutes by train)
- Umeda Sky Building "Floating Garden" (About 20 minutes by train)
- Osaka downtown area "Dotonbori" (About 10 minutes by train)
- Osaka Tenmangu Shrine (About 20 minutes by train)
- Osaka National Museum of Art (About a 2-minute walk from the hotel)
- Osaka Science Museum (About a 3-minute walk from the hotel)

By Train

- 5 minute walk from Exit 2 of Higobashi Station on the Yotsubashi subway line
 - 3 minute walk from Exit 2 of Watanabebashi Station on the Keihan Nakanoshima line
- A complimentary shuttle bus runs from the Sakurabashi Exit of JR Osaka Station to Mitsui Garden Hotel Osaka Premier everyday. The time required is approx 10 minutes
- ▶ [Free Shuttle Bus \(PDF\)](#)

By Car

- From Kyoto area:
About 10 minutes from the Fukushima Exit of No.11 Ikeda Line of the Hanshin Expressway
- From Kobe area:
About 5 minutes from the Nakanoshima West Exit of No.3 Kobe Line of the Hanshin Expressway
- From Namba area:
About 5 minutes from the Tosabori Exit of No.1 Loop Line of the Hanshin Expressway

By Plane

From Kansai International Airport

By train:
Approx 70 mins
By Limousine Bus and Hotel Shuttle Bus:
Approx 85 mins

From Osaka International Airport (Itami Airport)

By train:
Approx 45 mins
By Limousine Bus and Hotel Shuttle Bus:
Approx 40 mins

Hotel Information

Restaurant Hakatarou [2F]

- Breakfast 6:30a.m. - 10:00a.m. (Last Entry 9:30a.m.)
- Lunch 11:30a.m. - 2:00p.m. (Last Entry 1:30p.m.)
- Dinner 5:30p.m. - 12:00a.m. (Last Entry 11:30p.m.)
(Food Last order 22:00)
- TEL 06-6446-0003

Facilities GARDEN SPA [16F]

- Guest Only : Free
 - Open : 3:00p.m.~1:00a.m. / 6:00a.m.~9:00a.m.
- ### LOUNGE Rivière [16F]
- High Floor (13-15F) Guest Only : Free
 - Open : 3:00p.m.~1:00a.m. / 6:00a.m.~9:00a.m.

Mitsui Garden Hotel Osaka Premier

Check In 15:00 / Check Out 11:00

3-4-15 Nakanoshima, Kita-ku, Osaka, 530-0005
TEL:06-6444-1131 FAX:06-6444-3103
<https://www.gardenhotels.co.jp/osaka-premier/>