



Millennium Mitsui Garden Hotel  
Tokyo

Located in Ginza,  
the area where global  
brands and  
the long-established  
stores of old Edo meet.  
Please relax and enjoy  
the center of a major city.

The prime location for access  
to sightseeing spots in Tokyo.  
Our hotel offers you premium relaxation  
and comfort during your stay.  
"MILLENNIUM x MITSUI"  
brings a new quality of hotel to Japan.




Millennium Mitsui Garden Hotel  
Tokyo

Check-In 15:00 / Check-Out 12:00

5-11-1 Ginza, Chuo-ku, Tokyo 104-0061  
TEL:+81-3-3549-3331 FAX:+81-3-3248-1255  
<https://www.gardenhotels.co.jp/millennium-tokyo/eng/>



Lobby



Room image




Restaurant




## Superior Twin [26.0m<sup>2</sup>]

The spacious rooms facing Ginza's fashionable Harumi Avenue are recommended for friends or couples who are looking for a relaxing, comfortable stay.



## Moderate Queen [20.0m<sup>2</sup>]

To ensure that you spend a comfortable stay, all guest rooms are larger than 20m<sup>2</sup> (215 sq. feet) and accommodate a double bed 1,600 mm (63 inches) wide.



## Confort Queen [21.5m<sup>2</sup>]

Located in the central part of the hotel, our Central Double rooms allow you to enjoy a private, quiet atmosphere. The inclusion of a shower booth rather than a bath tub enhances each room's floor plan, giving you a greater sense of spaciousness.



## Accessible Double [21.8m<sup>2</sup>]

This functional room allows all guests (including the elderly and those with wheelchairs) to enjoy a safe and comfortable stay.


## Deluxe Corner Twin [37.7m<sup>2</sup>]

This superior type of twin room is located on the upper floors of the hotel. You are assured of a comfortable stay in a well laid-out room that has two beds and plenty of space.



## Superior Corner Twin [31.4m<sup>2</sup>]

With over 30m<sup>2</sup> (320sq. feet) of floor space, the generous rooms provide you with comfort in an elegant setting.



## Corner Triple [37.7m<sup>2</sup>]

These rooms have three separate beds, making them perfect for families or groups of friends.

### Internet Access

Wireless LAN is available throughout the premises. Free Wireless LAN internet service is available in the lobby, restaurant and all guest rooms. You are assured of ease-of-connection for smartphones and tablets. Wired LAN internet connection is available in all guest rooms (a LAN cable is provided in each guest room). Please note that we have no PC rental service.

### Amenities

- Toothbrush kit
- Cotton swabs
- Body soap
- Nightwear
- Razor
- Shampoo
- Face & hand soap
- Hairbrush
- Hair conditioner
- Green tea kit

\*The area of this room is calculated using the center line of the wall, including the pipe shaft. The number is rounded off to one decimal place.



## Restaurant ZEN HOUSE [B1F]

To Connect Japanese Food Culture to the Future

All over Japan, there are good 「Food」 and their relating 「Culture」.

We combine those and inherit as a spirit to spread 「Japanese Food Culture」 to the world.

We call that old inherited spirit as 「Satoyama Spirit」.

The recipe originated from Satoyama Spirit mostly cares for natural ingredient itself and maximize its quality by seasoning or processing less.

We would gladly show you「Japanese Food Culture」 with the finest Sake and the ingredients from the wild nature graciously favored by four seasons.

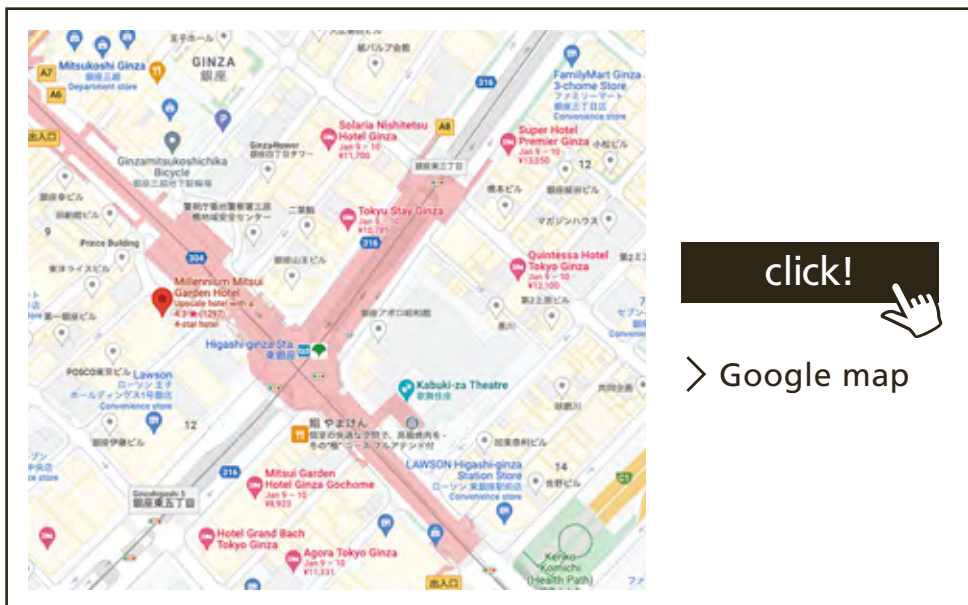
The breakfast is buffet provides Japanese/Western and Chinese dishes.

We believe you would fully enjoy/experience the Japanese Food Culture we interpreted.

### Information

Breakfast	Japanese-style & Western-style Buffet 3,300yen (tax included) / 3,080yen (tax included) for hotel guests	
Floor	B1F	
Tel	+81-3-6260-6851	
Opening Hours	Breakfast	06:30-10:00 (Last Entry: 09:30)
	Lunch	11:00-15:00 (Last Entry: 14:30)
	Cafe Time	15:00-17:00 *Only weekends and holidays
	Dinner	Monday to Saturday and before holiday 17:00-23:00 (Last Entry: 22:00) Sunday·Holiday 17:00-22:00 (Last Entry: 21:00)
Seats	68 seats Semi-private room available All seats are non-smoking all day.	





click!  
 > Google map

## Local sightseeing spots

- Tokyo Tower ..... About 5 minutes from Shiodome station on the Toei Oedo line to Akabanebashi station  
 (About 15 minutes from the hotel, with walking time)
- Hama-rikyu Gardens ..... About 10 minutes walk from the hotel
- Tsukiji Outer Market ..... About 10 minutes walk from the hotel
- Imperial Palace ..... About 20 minutes walk from the hotel
- Kabuki-za Theater ..... About 10 minutes walk from the hotel
- Odaiba ..... About 15 minutes from Shiodome station on the Yurikamome line to Odaiba Kaihin-Koen station  
 (About 25 minutes from the hotel, with walking time)
- Roppongi Hills ..... About 10 minutes from Ginza station on the Hibiya line to Roppongi station  
 (About 20 minutes from the hotel, with walking time)
- Tokyo Sky Tree ..... About 15 minutes from Higashi Ginza station on the Hibiya line to Oshiage station  
 (About 30 minutes from the hotel, with walking time)

## By Train

- A 1-minute walk from Exit A1 of Higashi Ginza station on the Tokyo Metro Hibiya line
- A 2-minute walk from Exit A5 of Ginza station on the Tokyo Metro line
- A 10-minute walk from the central Exit of Yurakucho station on the JR Yamanote line

## By Car

- 10 minutes by car from the Yaesu Exit at JR Tokyo station
- 3 minutes by car from the Ginza Exit of the Metropolitan Expressway Inner Circular ("Kanjo") Route (C1)  
 There is no parking area in the hotel. We advise guests to use a nearby affiliated paid parking area.
- 5 minutes by car from the Shiodome Exit on the Metropolitan Expressway Inner Circular ("Kanjo") Route (C1)

## By Plane

### From Haneda Airport

- About 30 minutes from Haneda International Airline terminal to Higashi Ginza station using the Keihin Kyuko line Airport Rapid Express train.
- 40 minutes from Haneda International Airport using Limousine bus (the bus arrives at the Yaesu South Exit at JR Tokyo station).

### From Narita International Airport

- About 90 minutes from Narita International Airport using Limousine bus (with a 4-minute walk from the bus stop at Marriott Courtyard Tokyo Ginza Hotel).
- About 80 minutes from Narita International Airport using the Narita Express train to Tokyo station, then using the Yamanote line to Yurakucho station (with a 10-minute walk to the hotel).
- About 70 minutes from Narita International Airport using the Keisei Skyliner Express train to Keisei Ueno, then using the Subway Ginza line to Ginza station(with a 2-minute walk to the hotel).

## Hotel Information

### Restaurant ZEN HOUSE (B1F)

- Breakfast ..... 06:30-10:00 (Last Entry: 09:30)
- Lunch ..... 11:00-15:00 (Last Entry: 14:30)
- Cafe Time ..... 15:00-17:00 \*Only weekends and holidays
- Dinner Monday to Saturday and before holiday 17:00-23:00 (Last Entry: 22:00)  
 Sunday · Holiday ..... 17:00-22:00 (Last Entry: 21:00)
- TEL ..... +81-3-6260-6851

## Millennium Mitsui Garden Hotel Tokyo

Check-In 15:00 / Check-Out 12:00

5-11-1 Ginza, Chuo-ku, Tokyo 104-0061  
 TEL:+81-3-3549-3331 FAX:+81-3-3248-1255  
<https://www.gardenhotels.co.jp/millennium-tokyo/eng/>