



Mitsui Garden Hotel

Kyoto Kawaramachi Jokyoji

Just a step away from the busy Teramachi Street,
you'll see Jokyoji,
an ancient temple boasting over 500 years of history,
when you come out from the approach.
You'll feel like you're living in Teramachi street,
also you'll be able to fully enjoy Kyoto's charm
with Shijo Kawaramachi,
Ponto-cho, and Gion area nearby.
There is a "temple hotel"
that nestles within the depths of Kyoto.
Experience the charm and it delivers a unique hotel
experience not seen in any other hotels in Kyoto.



Mitsui Garden Hotel

Kyoto Kawaramachi Jokyoji


Check In 15:00 / Check Out 11:00

620 Teianmaeno-cho, Shijo-sagaru,
Teramachi-dori, Shimogyo-ku, Kyoto, 600-8031
TEL:+81-75-354-1131 FAX:+81-75-354-1132

[https://www.gardenhotels.co.jp/
kyoto-kawaramachi-jokyoji/eng/](https://www.gardenhotels.co.jp/kyoto-kawaramachi-jokyoji/eng/)



Lobby




Large Public Bath



Restaurant

Guest room information

Mitsui Garden Hotel Kyoto Kawaramachi Jokyoji



Standard , 3 beds 【27.8㎡】

Three beds to accommodate a group. A large sofa provides a comfortable and inviting space for you to relax and enjoy conversation.



Standard , 2 beds 【24.0㎡】

A Hollywood-style guest room with two beds. Look forward to a spending a comfortable time in a space fully equipped with a variety of facilities that includes relaxing chairs and deep drawers.



Standard , 1 bed Queen 【19.0㎡】

The rooms are designed to create a more private space. The shower booth, toilet, and washroom are separated for ease of use. Enjoy the spacious 1,640mm wide bed.



Standard , 1 bed Queen , Japanese Style 【18.5㎡】

Two chairs and a table are provided in the tatami room where you can take off your shoes and relax. The separation of the shower booth from the toilet and washroom space ensures functionality for up to two people. The bed is 1,640mm wide.

Accessible , 1 bed Queen 【24.8㎡】

The rooms are equipped with a barrier-free bathing area that is safe for everyone, including wheelchair users and elderly people. Enjoy the spacious 1,640mm wide bed.



Internet service

All guest rooms are equipped with free Wi-Fi access as well as a wired LAN port. Wi-Fi access is also available in the hotel lobby and restaurant.

Amenities

In room

- Body soap
- Mineral water
- Tea

- Shampoo
- Face & hand soap
- Coffee

- Hair conditioner
- Nightwear

At lobby

- Toothbrush kit
- Razor

- Hairbrush
- Cotton swabs

- Shower cap
- Cotton & Hair tie

*The area of this room is calculated using the center line of the wall, including the pipe shaft. The number is rounded off to one decimal place.



Restaurant
SANGA ONO KYOTO JYOKYOJI [2F]

Take in the tradition and four seasons of Japan with all five senses at "Sanga Ono Kyoto Jokyoji".
You'll get your fill with Japan's rice culture, local vegetables and so on. Additionally, starting from lunch time, you can try handmade soba at the Michelin-starred "Asago".



Information

Breakfast	Set menu 2,750yen(including tax)
TEL	075-708-8868
Floor	2F
Opening Hours	Breakfast 6:30a.m.~11:00a.m.(Last entry 10:30a.m.)
	Lunch 11:00a.m.~3:30p.m. (Last entry 2:30p.m.)
	Dinner 5:00p.m.~9:30p.m.(Last entry 8:30p.m.)
Seats	Non-smoking only 70 Seats

*Please note that the menu and the service time may change without notice.

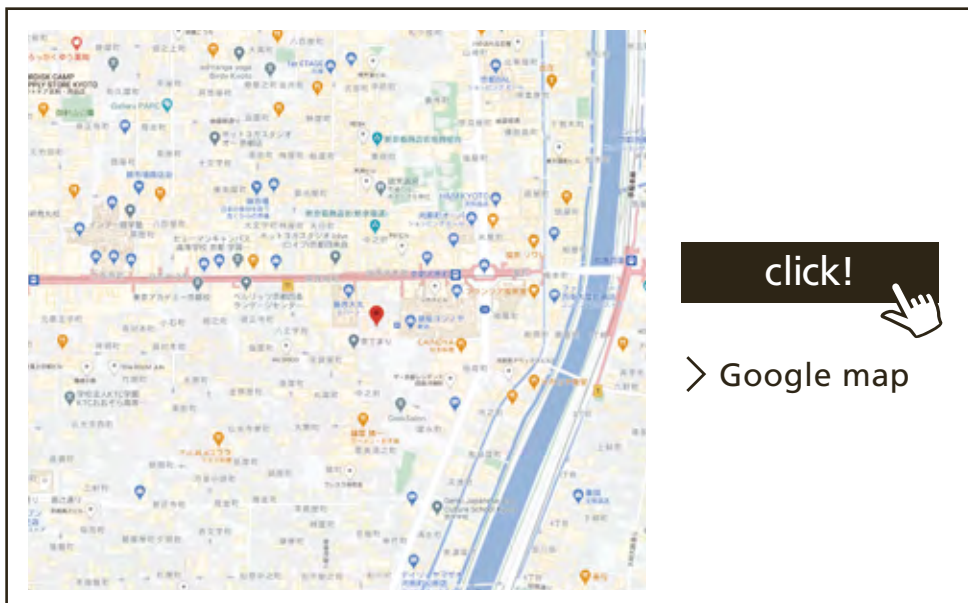
Large Public Bath [2F]

The ink painting artwork on backlit walls and other art arranged around Jokyoji produces a dreamy atmosphere.
Taking time to recharge from touring around Kyoto,while purifying your mind.

- For exclusive use of hotel guests: free of charge.
- Opening Hours 3:00p.m.~10:00a.m.
- Amenities
 - Shampoo • Hair conditioner • Body soap • Hair dryer • Cotton swabs
 - Water server • Weight scale

*When the baths are crowded, we may ask for the cooperation from guests to alleviate congestion. Thank you for your cooperation.
*Depending on the time of day the bath might be extremely crowded.
*We ask you to bring towels and amenities from your rooms.





Local sightseeing spots

- **Yasaka Shrine**
Approximately 15 minutes.
walk from the hotel
- **Kiyomizu Temple**
Take the Kyoto city bus No. 207 from
"Shijo Kawaramachi" and get off at
"Kiyomizu-michi" and
walk approximately 10 minutes.
- **Nishiki Market**
Approximately 6 minutes.
walk from the hotel.
- **Nijo Castle**
Take the Kyoto city bus No.12 from
"Shijo Kawaramachi" and get off at
"Nijo-jo-mae (Nijo Castle)".
- **Fushimi Inari Shrine**
Take the train of Keihan railway from
"Gion Shijo" station and get off at
"Fushimi Inari" station.
- **Kyoto Imperial Palace**
Take the Kyoto city bus No.31 from
"Shijo Kawaramachi" and get off at
"Karasuma Marutamachi".

By Train

- Approximately 1 minute on foot from Exit 10 of the underground thoroughway from Shijo Station on the Karasuma Subway Line.
- Approximately 1 minute on foot from Kyoto-Kawaramachi Station on the Hankyu-Kyoto Line.
(about 80 meters from Exit 10)
- Approximately 7 minutes on foot from Gion-Shijo Station on the Keihan Main Line. (about 550 meters from Exit 3)

By Shinkansen (bullet train)

- From Tokyo: approximately 2 hrs 35 mins via the Tokaido-Sanyo Shinkansen. (disembark at Kyoto Station)
- From Nagoya: approximately 50 mins via the Tokaido-Sanyo Shinkansen. (disembark at Kyoto Station)
- From Hakata: approximately 3 hrs via the Tokaido-Sanyo Shinkansen. (disembark at Kyoto Station)

By Bus

- Kyoto City Buses from the JR Kyoto Station Bus Terminal Bus Line 4, 5, 17,205 (approximately 15 mins)
Disembark at Shijo-Kawaramachi and it's approximately 5 mins on foot.

From Airport

- From Osaka International Airport (Itami Airport)
Approximately 1 hr 10 mins via the Airport Limousine (bus) and the Karasuma Subway Line. (disembark at Shijo Station)
- From Kansai International Airport
Approximately 1 hr 40 mins via the Airport Limousine (bus) and the Karasuma Subway Line. (disembark at Shijo Station)
- From Kansai International Airport
Approximately 1 hr 30 mins via the JR Kansai Airport Express, Haruka. (arriving at Kyoto Station)

By car

- Approximately 20 mins from the Kyoto-minami IC on the Meishin Expressway.
- Approximately 10 mins from Kyoto Station.

Baggage Service

We provide a "Baggage service (with fees)" between our hotel and Mitsui Garden Hotel Kyoto Station.

Before Check-In

- After you have arrived in Kyoto, check your baggage at Mitsui Garden Hotel Kyoto Station. You can retrieve your baggage at your hotel when checking in.

After Check-Out

- Check your baggage when checking out your hotel. You can pick up your baggage at Mitsui Garden Hotel Kyoto Station.

Lounge service & Business corner

- Guests using the baggage service are also welcome to enjoy the lounge service at "Mitsui Garden Hotel Kyoto Station" for free. The lounge has non-alcoholic drinks such as coffee, and a PC is available. Take a breather during your trip or browse our sightseeing information. Enjoy your time to the fullest here.
Opening hours 12:00 - 24:00

Mitsui Garden Hotel Kyoto Kawaramachi Jokyoji

Check In 15:00 / Check Out 11:00

620 Teianmaeno-cho, Shijo-sagaru, Teramachi-dori, Shimogyo-ku, Kyoto, 600-8031

TEL:+81-75-354-1131 FAX:+81-75-354-1132

<https://www.gardenhotels.co.jp/kyoto-kawaramachi-jokyoji/eng/>