

mitsui garden
hotel
Kyobashi

This status, of stepping into
the city center as if simply
stepping into a front garden.

Situated near Tokyo station, one of the
world's major train terminals.

"Mitsui Garden Hotel Kyobashi" opens in central
Tokyo's prosperous Kyobashi, the bridge between
the traditional Edo atmosphere of the
Nihonbashi area and the modern Tokyo
atmosphere of Ginza.

An ideal location for shopping or business needs.
Our accommodating guestrooms offer a blend of
Edo chic and playfulness. We invite you to bask
in moments of serene harmony.



Mitsui Garden Hotel Kyobashi

Check In 15:00 / Check Out 11:00

1-3-6 Kyobashi, Chuo-ku, Tokyo 104-0031
TEL: 03-3231-3131 FAX: 03-3276-3111



Moderate Twin



Elevator hall



Entrance




Moderate Queen [23.5㎡]

This double room invites couples to enjoy a cozy stay. The comfortable sofa offers a place to just sit back a while and ease the fatigue of travelling.


Junior Suite Twin [58.8㎡]

A room spacious enough for a living room area and a walk-in closet, and three independent amenities -- a bathroom, a private vanity corner, and a separate toilet. You are invited to enjoy a higher level of luxurious space.




Moderate Double [18.0㎡]

This double room has a 150 cm wide bed. Internet access supports both the tourist needing a base for sightseeing and the business traveller.




Moderate Twin [23.5㎡]

This standard twin room promises a pleasant hotel stay. Enjoy reminiscing about your travels while overlooking the city.




Superior Twin [35.3㎡]

This twin room has selected essential items and amenities. Please take the time to enjoy relaxing in the comfort of the room.



Superior Queen [25.7㎡]

The room has selected essential items and amenities. The comfortable double bed and sofa in this generous room offer you a relaxing stay.



Triple [31.7㎡]

Suitable for a family group, parents with a child, or close friends travelling together, this triple room sleeps three people comfortably.



Accessible Double [25.5㎡]

This room allows all guests (including the elderly and those with wheelchairs) to enjoy a safe and comfortable stay.

Special features of Superior / Deluxe rooms

- Drip pod (Charcoal roast coffee, Deep steamed Shizuoka tea, Organic Darjeeling tea)
- Dryer (NanoCare) ● POLA ESTHE ROYER (Makeup remover, Cleansing mousse, Skin care lotion, Emulsion)
- Ella Baché (Shampoo, Conditioner, Body soap)

Internet service

Wireless access all through the hotel
All rooms, lobby, café are equipped with wireless internet access (free of charge)

Amenities

- Toothbrush set ● Cotton buds ● Body soap ● Tea set ● Shaving razor
- Shampoo ● Face/Hand soap ● Night wear ● Hair brush ● Conditioner

*The area of this room is calculated using the center line of the wall, including the pipe shaft. The number is rounded off to one decimal place.



Café THE LOUNGE [2F]

Bridging the hotel lounge and lobby area, the restaurant presents some 200m² of clear space.

For breakfast, we offer a Freshly made omelette, deli foods, salads and desserts as well as a half-buffet. We source from selected producers, carefully choosing ingredients by place of origin and freshness. Please enjoy the variety that our daily, weekly and seasonal menus offer.

The guest lounge has a self-service coffee maker for coffee, tea and green tea. Please relax while listening to seasonally suitable background music and enjoying the sights of Chuo-dori avenue.

Information

Breakfast	Freshly made omelette with a choice of sauces & Western style half-buffet 2,200 yen per person
Floor	2F
TEL	03-6262-6580
Open	Breakfast 6:30a.m.~10:00a.m. (Last entry 9:30a.m.)
	Lunch 11:30a.m.~2:00p.m. (Last entry 1:30p.m.) ※Closed on Saturday, Sunday and National holidays
	Guest Lounge 2:30p.m.~10:00p.m. Weekdays 11:00a.m.~10:00p.m. Saturday,Sunday and National holidays
Seats	65 seats
Smoking / Non-smoking	All seats are non-smoking all day





Local Sightseeing Spots

- Tokyo Disney Resort
15 minutes on the JR Keiyo line from Tokyo station to Maihama station
- Tsukiji Market
14 minutes on the Toei Asakusa subway line from Takaracho station (A12), changing at Daimon station (A09 / E20) to the Toei Oedo subway line to Tsukiji Shijo station (E18)
- Tokyo Skytree
25 minutes on the Toei Asakusa subway line from Takaracho station (A12) to Oshiage station (A20)
- Asakusa
18 minutes by taking Tokyo Metro Ginza subway line from Kyobashi station (G10) to Asakusa station (G19)
- Ginza
About 10 minutes walk from the hotel
- Tokyo International Forum
About 10 minutes walk from the hotel
- The Imperial Palace
About 15 minutes walk from the hotel
- Ueno
About 10 minutes by taking Tokyo Metro Ginza Subway line from Kyobashi station to Ueno station

By Train

- 5 minutes walk from the Yaesu Central Exit of JR Tokyo station
- 1 minute walk from Exit 24 of JR Tokyo station Yaesu Chika underground mall in front of JR Tokyo station
- 2 minutes walk from Exit 7 of Kyobashi station (G10) on the Tokyo Metro Ginza subway line
- 5 minutes walk from Exit A5 of Takaracho station (A12) on the Toei Asakusa subway line
- 5 minutes walk from Exit B3 of Nihonbashi station (G11, T10) on the Tokyo Metro Ginza or Tozai subway lines or Toei Asakusa subway line
- 6 minutes from Exit 7 of Ginza 1-chome station (Y19) on the Tokyo Metro Yurakucho subway line

By Car

- 2 minutes from Takaracho Exit of the Metropolitan Expressway Inner Circular ("Kanjo") Route (C1)
 - 2 minutes from Kyobashi Exit of the Metropolitan Expressway Inner Circular ("Kanjo") Route (C1)
 - 5 minutes from Edobashi Exit of the Metropolitan Expressway Inner Circular ("Kanjo") Route (C1)
- ※No parking is available in the hotel.

By Plane

From Haneda International Airport

- 25 minutes by Rapid train to Takaracho station (A12) on the Toei Asakusa line
- 30 minutes to Tokyo station on the Tokyo Monorail and JR lines
- 40 minutes to Tokyo station by Airport Limousine Bus

From Narita International Airport

- 60 minutes to Tokyo station on the Narita Express line
- 80 minutes to Tokyo station by Airport Limousine Bus
- 80 minutes to Tokyo station by Airport Bus Tokyo - Narita (Express Bus)

HOTEL CONCEPT

The design concept of "Kyobashi modern" transmits "Edo chic" into contemporary quality

Kyobashi was once as famous a bridge as Nihonbashi, being the first span that travellers crossed on their way from Nihonbashi to Kyoto along the Edo-Kyoto highway, "Tokaido". The renowned Ukiyo-e artist Hiroshige Utagawa included Kyobashi in his series "One Hundred Famous Views of Edo," illustrating Kyobashi's significance in his print "Bamboo Yards, Kyobashi Bridge". Mitsui Garden Hotel Kyobashi as a whole uses "Kyobashi modern" as its design concept to reflect Edo culture and the history of the area in a contemporary manner, and to show respect for Kyobashi's historical and cultural importance.

The design of the guest rooms incorporates the playful thinking of Edo culture.

In its concept of "Kyobashi modern", the hotel's design reflects a simple, contemporary "Edo chic", that brings out active, comfortable and harmonious elements. The rooms reveal sophistication in the keynote shade of simple red sandalwood and reflect Edo culture in the use of word-picture rebus puzzles. Our rooms offer an impressive and relaxing space for tourists from both Japan and abroad.

The hotel's façade and entrance design mirror the Ukiyo-e print "Bamboo Yards, Kyobashi Bridge"

Inspired by the river bank bamboo in the Ukiyo-e print, "Bamboo Yards, Kyobashi Bridge," the design of the hotel's façade utilizes sharp, straight lines. In addition, one whole wall of the entrance presents a contemporary interpretation of "Bamboo Yards, Kyobashi Bridge." Step inside, and you escape the hustle and bustle of the city to find a place rich in Edo atmosphere.

Mitsui Garden Hotel Kyobashi

Check In 15:00 / Check Out 11:00

1-3-6 Kyobashi, Chuo-ku, Tokyo 104-0031

TEL: 03-3231-3131 FAX: 03-3276-3111