



# Mitsui Garden Hotel

Hiroshima

## Enjoy the air of Hiroshima And a comfortable hotel life

The motifs of our renovated guest rooms, the specialties of Hiroshima and the Seto Inland Sea, and our interiors full of a sense of style are all impressive. Every guest, visiting for business or leisure, enjoys Hiroshima just a little more from our practical and comfortable rooms.



Mitsui Garden Hotel  
Hiroshima

Check In 15:00 / Check Out 11:00

9-12, Naka-machi,  
Naka-ku, Hiroshima, 730-0037  
TEL: +81-82-240-1131 FAX: +81-82-242-3001  
<https://www.gardenhotels.co.jp/hiroshima/eng/>



Lobby



Room image



Restaurant



## Standard Double [16m<sup>2</sup>]

With a comfortable semi-double bed and practical facilities, this room supports a pleasant hotel stay.




## Moderate Queen [19m<sup>2</sup>]

This room is ideal for business and leisure travellers.




## Standard [15m<sup>2</sup>]

A standard single room. A pleasant hotel stay on business is aided by the practical facilities.



## Moderate Twin(3 beds) [20m<sup>2</sup>]

With the addition of an extra bed, this room can accommodate up to 3 guests travelling for either business or leisure.



## Deluxe Twin [29m<sup>2</sup>]

An exclusive top-level room on 24th floor. Enjoy the view that this room offers.



## Suite [56m<sup>2</sup>]

An exclusive top-level room on 24th floor. Enjoy the view that this room offers.

## Deluxe King [34m<sup>2</sup>]

An exclusive top-level room on 24th floor. Enjoy the view that this room offers.

## Accessible(+Sofa Bed) [20m<sup>2</sup>]

This functional room allows any guest, including the elderly and those with wheelchairs, to enjoy a safe and comfortable stay at our hotel.

## Internet Connection

Wireless LAN is available throughout the premises. Free Wireless LAN internet service is available in the lobby, restaurant and all guest rooms. You are assured of ease-of-connection for smartphones and tablets. Wired LAN internet connection is available in all guest rooms (a LAN cable is provided in each guest room).VPN service is not available.

\* The area of this room is calculated using the center line of the wall, including the pipe shaft.

\* As baby beds are in limited supply, please contact us in advance to request one.

\* We ask all guests to pay for their rooms in advance. \* There are no service charges.

## Amenities

- |          |                  |                    |                     |
|----------|------------------|--------------------|---------------------|
| In room  | ● Body soap      | ● Shampoo          | ● Hair Conditioner  |
|          | ● Mineral water  | ● Face & Hand soap | ● Nightwear         |
|          | ● Green Tea      |                    |                     |
| At lobby | ● Toothbrush kit | ● Hairbrush        | ● Shower cap        |
|          | ● Razor          | ● Cotton swabs     | ● Cotton & Hair tie |





## Confre

The chef's specialty dishes, which are particular about local production for local consumption, including Japanese and Western dishes.

Please enjoy it while gazing at the spectacular view from 80m above the ground.

After breakfast, it will be opened as a guests lounge.

### Information

Floor	25F
Opening Hours	Breakfast 6:30a.m.~10:00a.m. (Last Entry 9:40a.m.) Guest Lounge 11:00a.m.~10:00p.m.
Number of seats	80 seats
Smoking / Nonsmoking	All non-smoking




## Cafe di Espresso

Cafe di Espresso is a self-service cafe themed on Italian "espresso". Discover our seasonal drinks, hotdogs, sandwiches and light pound cakes.

### Information

Floor	1F
Tel	082-242-2708
Opening Hours	7:00a.m.~8:00p.m.
Number of seats	37 seats
Smoking / Nonsmoking	All non-smoking



## ému Lino

The emu Lino staff's top priority is to express our sincerest gratitude to our customers.

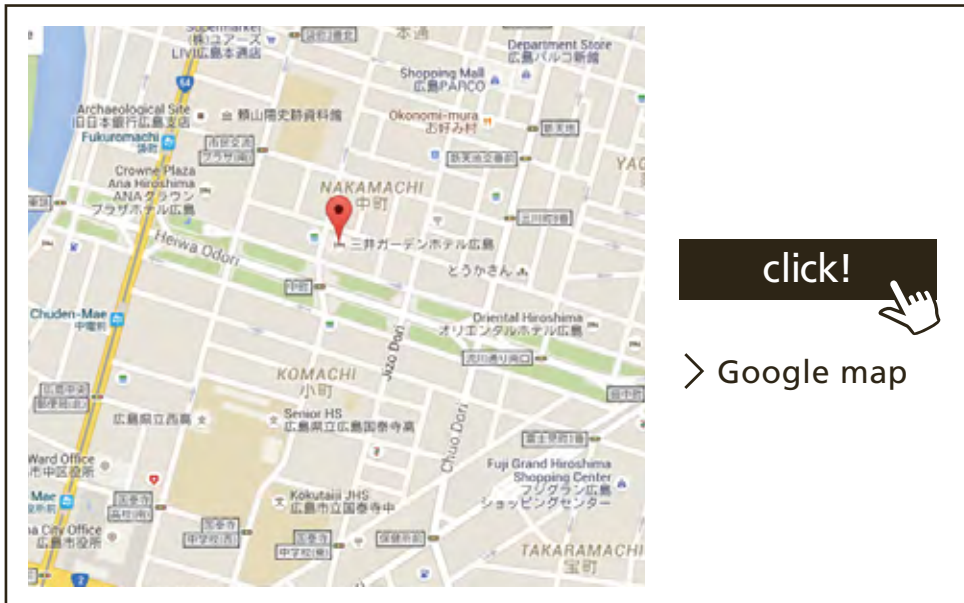
We will provide your healing time with satisfactory customer service and expert skill.

Please let us help you achieve the beauty you desire at our store.

### Information

Floor	1F
Tel	082-909-9535
Opening Hours	10:00a.m.~7:30p.m.
Smoking / Nonsmoking	All non-smoking





click!  
 > Google map

## Local sightseeing spots

- Miyajima  
 A 7-minute walk from the hotel to Tate-machi station on the Hiroden (streetcar) Main Line.  
 About 1 hour and 10 minutes from Tate-machi station by streetcar and ferry
- Hiroshima Peace Memorial Park  
 A 10-minute walk from the hotel
- Hiroshima Peace Memorial (“Genbaku” Atomic Bomb Dome)  
 A 15-minute walk from the hotel
- Hiroshima Castle  
 A 25-minute walk / About 7 minutes by taxi
- MAZDA Zoom-Zoom Stadium Hiroshima  
 About 10 minutes by taxi
- Shukkeien Japanese Garden  
 About a 25-minute walk, About 7 minutes by taxi

### By train

- 15 minutes by tram from the south exit of Hiroshima Station.  
 5 minutes on foot from the Fukuro-machi tram stop.
- 10 minutes by Eki-Machi Loop Bus (clockwise direction) from the south exit of Hiroshima station.  
 3 minutes on foot from the Shirakami-sha bus stop.
- 10 minutes on foot from the bus terminal.

### By car

- About 30 minutes from the Hiroshima interchange on the Sanyo Expressway

### By Plane

- About 1 hour from Hiroshima Airport using Limousine bus

### Hotel Information

#### Restaurant Confre [25F]

Breakfast ..... 6:30a.m.~10:00a.m. (Last Entry 9:40a.m.)  
 Guest Lounge .... 11:00a.m.~10:00p.m.

#### Cafe di Espresso [1F]

Opening Hours... 7:00a.m.~8:00p.m.  
 TEL..... 082-242-2708

#### Facility ému Lino [1F]

Opening Hours... 10:00a.m.~7:30p.m.  
 TEL..... 082-909-9535

Mitsui Garden Hotel Hiroshima

Check In 15:00 / Check Out 11:00