



Image photo

Baggage Service

Please use the "baggage delivery service" that connects the entrance of Kyoto Station to each hotel, to enjoy sightseeing in Kyoto free of heavy baggage.



Mitsui Garden Hotels
KYOTO

Arrival

Kyoto arrival date / Before check in

Please deposit your baggage at the baggage service counter by 12:00pm. Baggage will be delivered to each hotel.
※Baggage left after 12:00pm until closing time 3:00pm will be handed back after 6:00pm.

Check in at each hotel

You will be able to pick up your baggage from 3:00pm.
■Shipping fee: 500 yen / 1 baggage

When you arrive at the station, you can leave your baggage at the baggage counter of the hotel in front of the station. No need to look for a coin locker.

Kyoto is hot in summer and cold in winter. Take a rest in the lounge. You can also have a strategy meeting for your trip.

Along with check-in You can receive your luggage.


Even if you have more luggage with souvenirs Convenient to leave your luggage for the return trip.

Kyoto Station



Kyoto Station
3 min. walk

Baggage Service Counter



Mitsui Garden Hotel Kyoto Station

Without your baggage



Enjoy sightseeing in Kyoto without your baggage.

Each hotel



Mitsui Garden Hotel Kyoto Shinmachi Bettei

Mitsui Garden Hotel Kyoto Sanjo

Mitsui Garden Hotel Kyoto Shijo

Mitsui Garden Hotel Kyoto Kawaramachi Jokyoji

3-minute walk from Kyoto Station. No need to rush! You will have more time to spare.

You can use the lounge. You can also organize your souvenirs and luggage.

With less baggage. Small stores in back alleys are also it is easy to go in.

Did you know? Nama-yatsuhashi, a standard souvenir, weighs about 25g each. A pack of 20 pieces weighs about 500 grams. Souvenirs are surprisingly heavy.

Picking up your baggage

Please pick up your baggage at the baggage service counter. Pick up time: 2:00pm-8:00pm

Kyoto departure date / After check out

Please deposit your baggage at each hotel reception by 11:00am. Baggage will be delivered to "Mitsui Garden Hotel Kyoto Station front".
■Shipping fee: 500 yen / 1 baggage
※Baggage left after 11:00am until closing time 3:00pm will be handed back after 6:00pm.

Departure

※Details of service may be subject to change.

Lounge Service



Customers using the baggage service will be able to use the lounge service at "Mitsui Garden Hotel Kyoto Station front" for free.



Business Corner

Service Hours: 12:00-24:00

You can use our computer facilities to check sightseeing information, etc.



Lounge Service


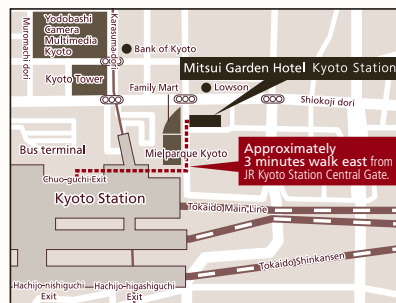
Service Hours: 12:00-24:00

Coffee, tea and soft drinks are available.

Baggage reception

Mitsui Garden Hotel Kyoto Station

■Approximately 3 minutes walk east from JR Kyoto Station Central Gate.



☎600-8216
848, Higashi-Shiojojicho, Shimogyo-ku, Kyoto City 600-8216
TEL: 075-353-3135
FAX: 075-353-3132

Hotel list

Mitsui Garden Hotel Kyoto Shinmachi Bettei

Mitsui Garden Hotel Kyoto Sanjo

Mitsui Garden Hotel Kyoto Shijo

Mitsui Garden Hotel Kyoto Kawaramachi Jokyoji



Mitsui Garden Hotel
Kyoto Shijo



Mitsui Garden Hotel
Kyoto Shinmachi Bettei



Mitsui Garden Hotel
Kyoto Sanjo



Mitsui Garden Hotel
Kyoto Kawaramachi Jokyoji



Mitsui Garden Hotels

Mitsui Garden Hotel Kyoto Station



Kyoto Shinmachi Bettei, Kyoto Sanjo, Kyoto Shijo, Kyoto Kawaramachi Jokyoji

About our Baggage Service

Use of our Baggage Service will be established in this contract.

About baggage storage and drop-off hours

Final acceptance of baggage is 3pm on the day of sending

Sending baggage from Kyoto Station and picking up at your hotel

- Baggage handed over by 12pm will be available to collect from 3pm onwards
- Baggage handed over between 12pm - 3pm will be available to collect from 6pm onwards

Sending baggage from your hotel to pick up at Kyoto Station

- Baggage handed over to the hotel by 11am will be available to collect at the station from 2pm onwards
- Baggage handed over to the hotel between 11am - 3pm will be available to collect at the station from 6pm onwards
- Baggage must be collected by 8pm

About using this service

1. This is a paid service; the cost is 500 yen (tax included) per item.
2. This service is limited to the customers of Mitsui Garden Hotel Kyoto Shinmachi Bettei, Kyoto Sanjo, Kyoto Shijo and Kyoto Kawaramachi Jokyoji.
3. This service is limited to baggage that can be picked up on the same day
4. Please pay at your hotel
5. Baggage may be delayed or the service may not be available due to natural disasters or traffic conditions. Please note that we do not provide compensation under these circumstances.

Baggage restrictions and items we cannot accept

1. Open baggage, or baggage which cannot be closed
Please ask our staff if you have a bag that cannot be closed, we will prepare a separate bag for you.
If multiple items are placed in one bag, the fee is due for multiple items.
2. Each item must not exceed the total size of 2m (depth, height and width)
3. Baggage must not weigh more than 30kg per item
4. Valuables (cash, bonds, precious metals, important documents, works of art), and other items deemed to be valuables by the hotel
5. Liquids (including glass bottles, cans, PET bottles, etc.), unsealed paper bags, umbrellas, etc.
6. Dangerous goods, animals, items that may generate odor
7. Frozen or refrigerated items, goods that require a temperature controlled environment (room temperature OK)
8. Strollers, push-chairs, folding bicycles, cardboard, fresh flowers, musical instruments
9. Fragile equipment (Cameras, Computers etc.), or any other items deemed fragile by the hotel
10. Bending prohibited packages, overloading prohibited packages, and packages that need to be specifically cared

Baggage compensation

We offer compensation of up to 100,000 yen per item if it has been damaged or lost due to the negligence of the hotel or baggage delivery company.

- * Please note that in the case of damage to items, loss of contents or loss of baggage not caused by hotel or baggage company negligence, the hotel or delivery company will not assume responsibility for compensation.
- * Please take with you or place in your luggage any key chains, patches, beverages in the side pockets, etc. that come with your luggage.
- * Please thoroughly read the terms and conditions of this service before use
- * We reserve the right to change the terms of this service without prior notice at our convenience.

Mitsui Garden Hotel Kyoto Station

Mitsui Garden Hotel Kyoto Shinmachi Bettei

Mitsui Garden Hotel Kyoto Sanjo

Mitsui Garden Hotel Kyoto Shijo

Mitsui Garden Hotel Kyoto Kawaramachi Jokyoji